

Series 12X

Shortstop Circuit Breakers

Specifications

Single Pole Thermal Type Breakers

Applications: Battery chargers, trucks, buses, RVs, trolling motors, etc

Rating: 5-50A, 14VDC; 28VDC (Series 123, 124, & 125)

Interrupt Rating: Main Circuit Protection: 1.5kA @ 12VDC (Series 123 w/plastic cover); Branch Circuit Protection: 2.5kA @ 12VDC (Series 121 & 124 -01 sealed & Series 123 w/plastic cover)

Operating Temperature Rating: -40°F (-40°C) to 185°F (85°C)

Storage Temperature Rating: -40°F (-40°C) to 260°F (125°C)

Materials: Black UL-Rated thermoplastic body (thermoset for Type II body & buttons). Cover is grey thermoplastic or steel-Type I gold, Type II silver

Marking: Custom marking available. Consult factory for options


Termination: #10-32 thread and quick-connect options available

Torque Rating: 24 in-lbs (2.7N • m) max

Mounting Torque Rating: Plastic cover - 15 in-lbs (1.7N • m);
Metal cover - 30 in-lbs (3.4N • m)

Ingress Protection Rating: IP66 On plastic cover version only (except for terminals)

Compliances: SAE J553; SAE J1171 (ignition protected)



Ordering information

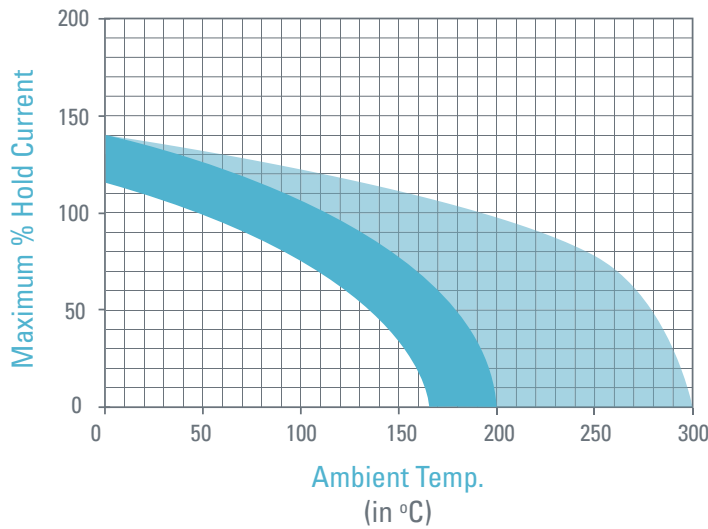
Series	Terminal	Rating	Bracket	Mtg. Holes	Cover*	Options	Hardware
121 = Type I, 12 VDC	A = Two 10-32 studs; .66 (Aux), .56 (Bat)	05 = 5 amps	0 = No bracket	0 = No bracket	M = Metal	01 = Waterproof (metal covers only)	WA = Whiz-lock nut assembled
122 = Type II, 12 VDC	B = Two 10-32 studs; .56 (Aux & Bat)	08 = 8 amps	A = Bracket	1 = .140 dia.	P = Plastic	02 = Splash proof (optional on metal covers - add 02 suffix; std. on plastic covers - omit 02 suffix.)	WB = Whiz-lock nut bulk
123 = Type III, 24 VDC	C = Two 10-32 studs; .66 (Aux & Bat)	10 = 10 amps	B = Bracket	2 = .196 dia.			HA = Nut & lock washer assembled
124 = Type I, 24 VDC	D = Two .250 QC; (Aux & Bat)**	12 = 12 amps	C = Bracket	3 = .237 dia. (metal only)			HB = Nut & lock washer bulk
125 = Type II, 24 VDC	H = One 10-32 stud .56 (Bat), Double .250 QC Aux)**	15 = 15 amps	E = Bracket (plastic only)	4 = .265 dia. (plastic only)			KA = Keps lock nut assembled
	L = Two 10-32 studs; .37 (Aux & Bat)	20 = 20 amps		5 = .228 dia. (plastic only)			KB = Keps lock nut bulk
		25 = 25 amps		6 = .221 dia. (metal only)			
		30 = 30 amps					
		35 = 35 amps					
		40 = 40 amps					
		50 = 50 amps					

*Series 123 available in plastic cover only.
 Series 122 & 125 available in metal cover only.
 **40A maximum
 ***30A maximum

Please consult factory regarding configuration availability.

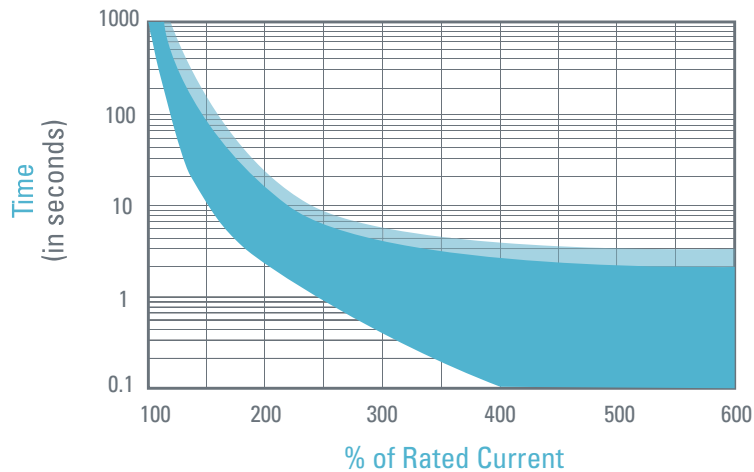
Temperature Derating / Time Current Curves

Temperature Derating Curves



- 10 amps & below typical curve
- 15 amps & above typical curve

Trip Time vs. % Rated Current



- 10 amps & below typical curve
- 15 amps & above typical curve